

Representative Cameron Henry
Chairman



Senator Eric LaFleur
Vice Chairman

FY19-20 Operating Budget Review and Approval State Retirement Systems

Joint Legislative Committee on the Budget
by the House Fiscal Division

May 16, 2019

TABLE OF CONTENTS

Organization	3
Approval of State Retirement System Operating Budgets	4
Budget History	5
Funding Overview	6
Expenditure Change Overview	7
Performance Information	8
Louisiana State Employees' Retirement System (LASERS)	10
Teachers' Retirement System of Louisiana (TRSL)	18
Louisiana School Employees' Retirement System (LSERS)	26
Louisiana State Police Retirement System (LSPRS)	34

STATE RETIREMENT SYSTEMS

State Retirement Systems

R.S. 11:4 defines a “state retirement system” as one of the following:

Louisiana State Employees’ Retirement System (LASERS)

Teachers’ Retirement System of Louisiana (TRSL)

Louisiana School Employees’ Retirement System (LSERS)

Louisiana State Police Retirement System (LSPRS)

STATE RETIREMENT SYSTEMS

Approval of State Retirement System Operating Budgets

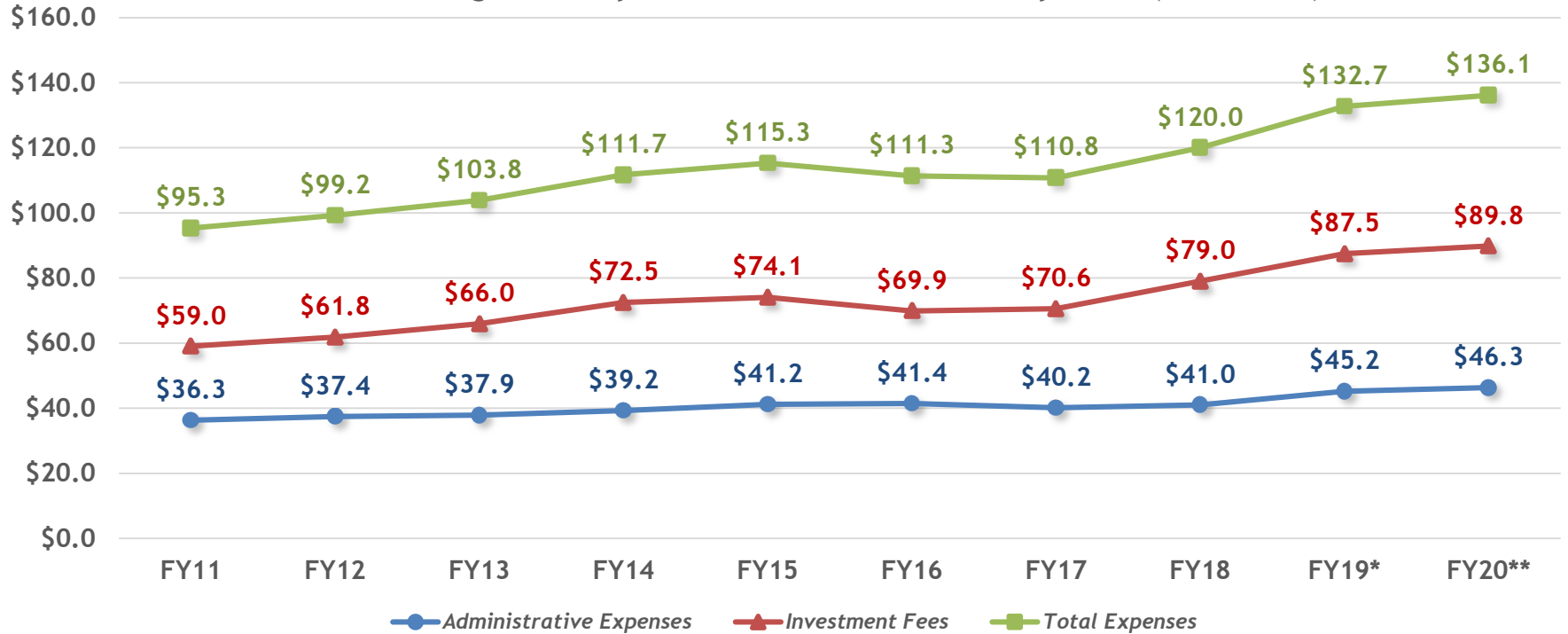
R.S. 11:176 and R.S. 39:81 require each of the four state public retirement systems to submit their respective operating budgets to the Joint Legislative Committee on the Budget (JLCB) for review and approval.

R.S. 39:81(B) further provides that the proposed operating budgets shall include, at a minimum:

- Actual expenditures for the prior year
- Projected expenditures for the current and ensuing fiscal years
- A listing and itemization of each professional, personal or consulting service contract, along with the general purpose of each professional service, and reasonable information concerning prior need for the requested services
- A personnel table containing salary information on authorized, estimated and requested positions
- Any other information specified by the JLCB

STATE RETIREMENT SYSTEMS

Combined Budget History of Four State Retirement Systems (in Millions)



*Existing Operating Budget as of 12/1/18

**Proposed FY20 Budgets.

FUNDING OVERVIEW

Means of Finance:

State Retirement System Budget Summary	FY 17-18 Prior Year Actual Expenditures	FY 18-19 Existing Operating Budget	FY 19-20 Proposed Budget	\$ Change from Existing	% Change from Existing	\$ Change from Actuals	% Change from Actuals
Total Fees & Self-Generated Rev.*	\$120,015,120	\$132,711,056	\$136,118,618	\$3,407,562	2.6%	\$16,103,498	13.4%
Total Means of Finance	\$120,015,120	\$132,711,056	\$136,118,618	\$3,407,562	2.6%	\$16,103,498	13.4%

*Note: Fees & Self-Generated Revenues for the retirement systems are funded directly by employers as a percentage of projected payroll, in accordance with Act 94 of the 2016 Regular Session.

Administrative Expenses/Request by System:

State Retirement System Budget Summary	FY 17-18 Prior Year Actual Expenditures	FY 18-19 Existing Operating Budget	FY 19-20 Proposed Budget	\$ Change from Existing	% Change from Existing	\$ Change from Actuals	% Change from Actuals
LASERS	\$18,127,275	\$19,715,300	\$20,259,000	\$543,700	2.8%	\$2,131,725	11.8%
TRSL	\$17,727,744	\$20,123,000	\$20,645,952	\$522,952	2.6%	\$2,918,208	16.5%
LSERS	\$4,359,622	\$4,522,256	\$4,503,166	(\$19,090)	(0.4%)	\$143,544	3.3%
LSPRS	\$816,685	\$870,500	\$910,500	\$40,000	4.6%	\$93,815	11.5%
Subtotal Administrative Expenses	\$41,031,326	\$45,231,056	\$46,318,618	\$1,087,562	2.4%	\$5,287,292	12.9%
Investment Management Fees	\$78,983,794	\$87,480,000	\$89,800,000	\$2,320,000	2.7%	\$10,816,206	13.7%
Total Expenditures/Request	\$120,015,120	\$132,711,056	\$136,118,618	\$3,407,562	2.6%	\$16,103,498	13.4%
Total FTEs	327	325	324	(1)	(0.3%)	(3)	(0.9%)

EXPENDITURE CHANGE OVERVIEW

Expenditure	FY 17-18 Prior Year Actual Expenditures	FY 18-19 Existing Operating Budget	FY 19-20 Proposed Budget	\$ Change from Existing	% Change from Existing	\$ Change from Actuals	% Change from Actuals
Salaries	\$21,342,533	\$22,998,932	\$23,527,626	\$528,694	2.3%	\$2,185,093	10.2%
Other Compensation	\$431,834	\$500,655	\$445,661	(\$54,994)	(11.0%)	\$13,827	3.2%
Related Benefits	\$10,544,777	\$11,851,326	\$12,355,192	\$503,866	4.3%	\$1,810,415	17.2%
Travel	\$280,325	\$385,390	\$383,482	(\$1,908)	(0.5%)	\$103,157	36.8%
Operating Services	\$5,494,070	\$6,305,090	\$6,529,457	\$224,367	3.6%	\$1,035,387	18.8%
Supplies	\$50,811	\$90,000	\$80,000	(\$10,000)	(11.1%)	\$29,189	57.4%
Professional Services	\$2,050,144	\$2,345,090	\$2,195,950	(\$149,140)	(6.4%)	\$145,806	7.1%
Other Charges	\$75,639	\$86,000	\$86,000	\$0	0.0%	\$10,361	13.7%
Acq/Major Repairs	\$761,193	\$668,573	\$715,250	\$46,677	7.0%	(\$45,943)	(6.0%)
Total Admin. Expenditures	\$41,031,326	\$45,231,056	\$46,318,618	\$1,087,562	2.4%	\$5,287,292	12.9%
Investment Management Fees*	\$78,983,794	\$87,480,000	\$89,800,000	\$2,320,000	2.7%	\$10,816,206	13.7%
Total Expenditures	\$120,015,120	\$132,711,056	\$136,118,618	\$3,407,562	2.6%	\$16,103,498	13.4%

*Note: Investment Management Fees do not include expenses associated with Alternative Investments or Securities Lending activities due to their unique payment terms. Further information on these expenses may be found in the system Comprehensive Annual Financial Report.

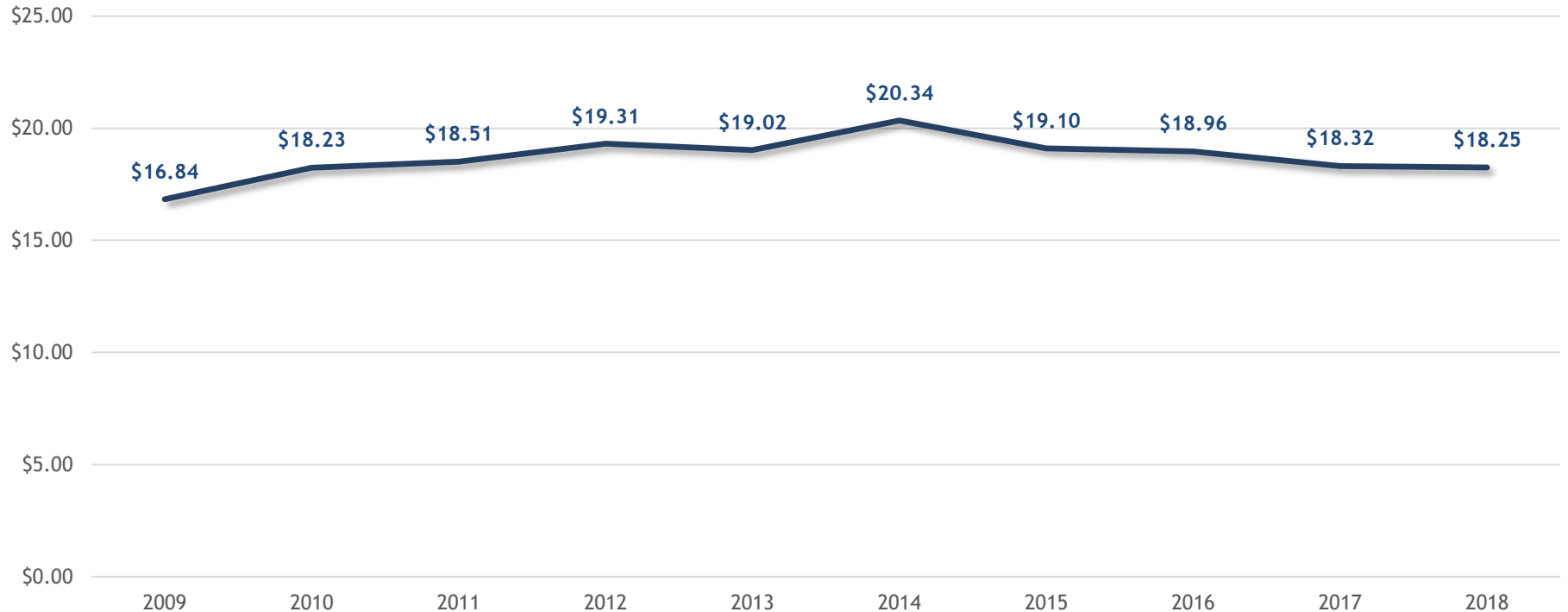
PERFORMANCE INFORMATION

Indicators*	LASERS	TRSL	LSERS	LSPRS	Total
Annual Benefits	\$1,317,635,325	\$1,986,400,248	\$171,928,421	\$47,329,769	\$3,523,293,763
Valuation Assets	\$12,360,520,632	\$20,319,561,584	\$1,949,906,654	\$848,456,307	\$35,478,445,177
Experience Account	\$11,241,902	\$85,129,775	\$4,911,217	\$1,957,062	\$103,239,956
Investment Yield:					
Market Value	8.79%	11.35%	6.41%	9.40%	n/a
Actuarial Value	7.52%	9.48%	7.64%	8.22%	n/a
Unfunded Accrued Liability	\$6,743,119,532	\$10,552,318,323	\$664,343,734	\$292,799,239	\$18,252,580,828
Funded Ratio	64.7%	65.8%	74.6%	74.3%	66.0%
Employer Contribution Rates (Aggregate):					
FY 2018-19	37.9%	26.5%	28.0%	43.1%	n/a
FY 2019-20	40.8%	25.9%	29.4%	49.1%	n/a

*Note: Performance information as of June 30, 2018, unless indicated otherwise.

PERFORMANCE INFORMATION

Combined Unfunded Accrued Liability of Four State Retirement Systems (in Billions)



Source: Actuarial Valuation Reports

LASERS

LOUISIANA STATE EMPLOYEES' RETIREMENT SYSTEM

Agency Overview



The mission of LASERS is to provide a sound retirement plan for members through prudent management and exceptional service.

Plan Description and Membership

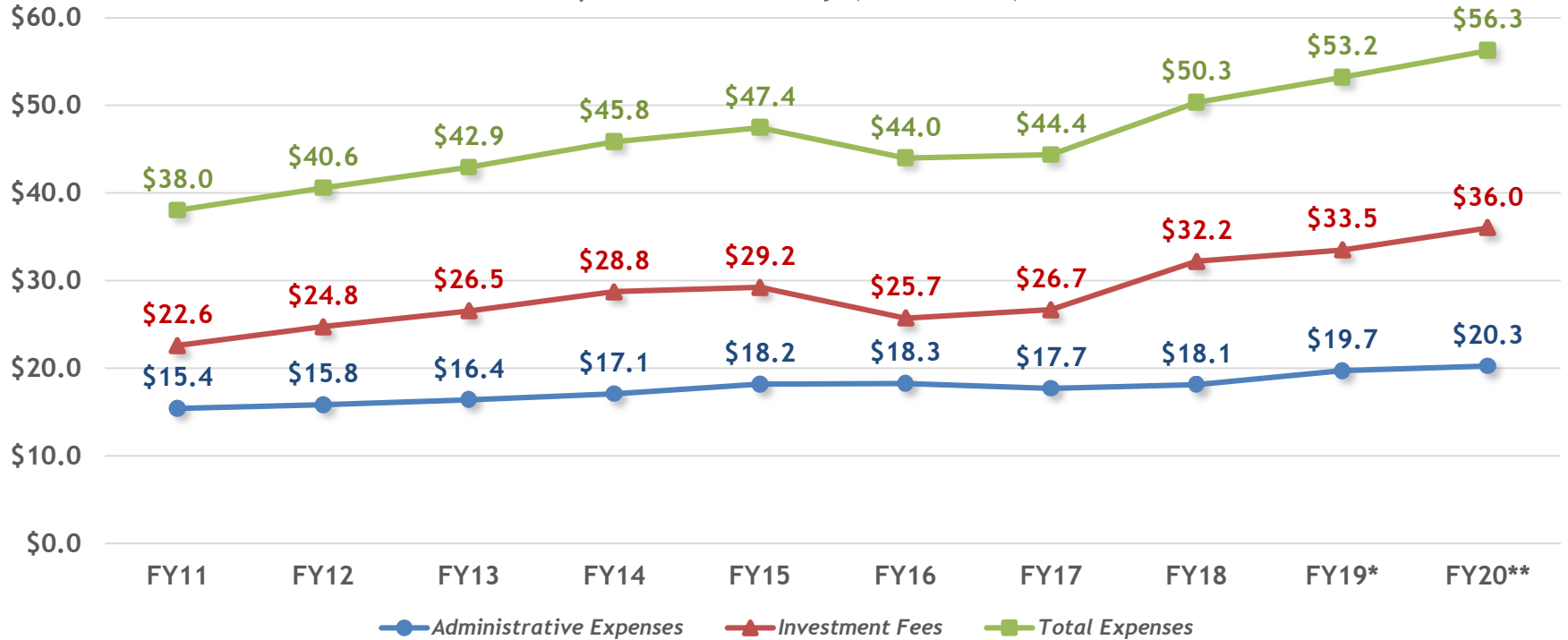
Louisiana State Employees' Retirement System (LASERS) administers a cost-sharing defined benefit pension plan to provide retirement, disability, and survivor benefits to eligible state employees and their beneficiaries as defined by LA R.S. 11:411-413.

Total Members	2016	2017	2018
Active Members	39,284	39,055	39,293
DROP Participants	1,609	1,520	1,398
Regular Retirees	39,998	40,482	40,832
Disability Retirees	2,401	2,325	2,234
Survivors	5,802	5,872	5,940
Terminated Vested / Vested and Reciprocals	3,865	3,794	3,720
Subtotal	92,959	93,048	93,417
Terminated, Due Refund	52,837	53,573	54,370
Total Members	145,796	146,621	147,787

LASERS

LOUISIANA STATE EMPLOYEES' RETIREMENT SYSTEM

Expenditure History (in Millions)



*Existing Operating Budget as of 12/1/18

**Proposed FY20 Budget.

LASERS

LOUISIANA STATE EMPLOYEES' RETIREMENT SYSTEM

Expenditure	FY 17-18 Prior Year Actual Expenditures	FY 18-19 Existing Operating Budget	FY 19-20 Proposed Budget	\$ Change from Existing	% Change from Existing	\$ Change from Actuals	% Change from Actuals
Salaries	\$9,551,568	\$10,027,500	\$10,290,800	\$263,300	2.6%	\$739,232	7.7%
Other Compensation	\$117,619	\$229,000	\$183,200	(\$45,800)	(20.0%)	\$65,581	55.8%
Related Benefits	\$4,656,006	\$5,221,200	\$5,434,800	\$213,600	4.1%	\$778,794	16.7%
Travel	\$145,566	\$182,500	\$181,000	(\$1,500)	(0.8%)	\$35,434	24.3%
Operating Services	\$2,683,498	\$3,098,100	\$3,314,200	\$216,100	7.0%	\$630,702	23.5%
Supplies	\$0	\$0	\$0	\$0	0.0%	\$0	0.0%
Professional Services	\$753,264	\$754,000	\$627,000	(\$127,000)	(16.8%)	(\$126,264)	(16.8%)
Other Charges	\$0	\$0	\$0	\$0	0.0%	\$0	0.0%
Acq/Major Repairs	\$219,754	\$203,000	\$228,000	\$25,000	12.3%	\$8,246	3.8%
Total Admin. Expenditures	\$18,127,275	\$19,715,300	\$20,259,000	\$543,700	2.8%	\$2,131,725	11.8%
Investment Management Fees*	\$32,210,782	\$33,500,000	\$36,000,000	\$2,500,000	7.5%	\$3,789,218	11.8%
Total Expenditures	\$50,338,057	\$53,215,300	\$56,259,000	\$3,043,700	5.7%	\$5,920,943	11.8%

*Note: Investment Management Fees do not include expenses associated with Alternative Investments or Securities Lending activities due to their unique payment terms. Further information on these expenses may be found in the system Comprehensive Annual Financial Report.

LASERS

LOUISIANA STATE EMPLOYEES' RETIREMENT SYSTEM

Significant Adjustments

\$431,100 - Personal Services (Salaries & Related Benefits)

- \$263,300 increase due to market rate adjustments for classified and unclassified staff.
- **(\$45,800)** decrease in other compensation, including overtime, termination pay, wages, and board member per diem.
- \$213,600 increase for related benefits adjustments, including employer retirement contributions, health insurance, etc.

\$216,100 - Operating Services

- \$387,800 increases primarily due to computer maintenance and rentals/computer licensing software.
- **(\$171,700)** decrease primarily due postage, bank fees, printing services, and supplies.

(\$127,000) - Professional Services

- **(\$127,000)** decrease primarily due to decreasing actuarial services, legal services, financial audit, and IT consulting.

\$25,000 - Acquisitions

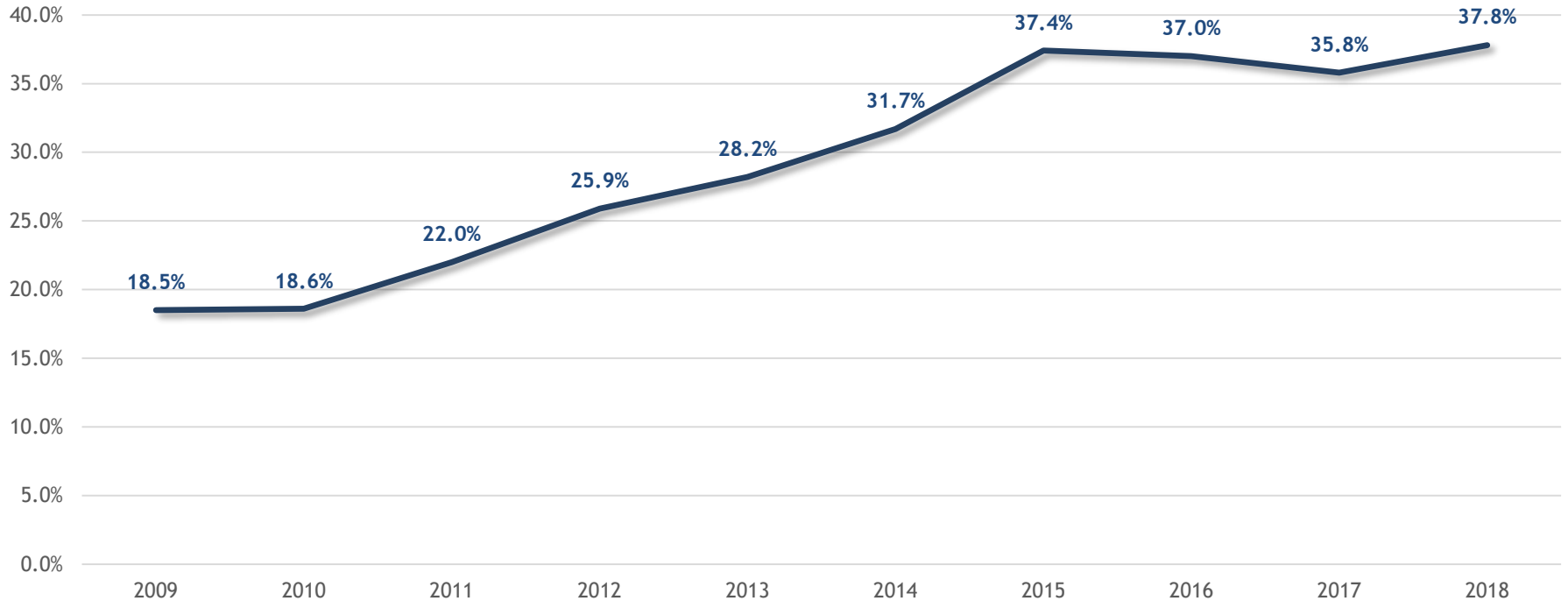
- \$25,000 increase in Information Technology purchases.

\$2,500,000 - Investment Fees

LASERS

LOUISIANA STATE EMPLOYEES' RETIREMENT SYSTEM

Employer Contribution Rates (Aggregate)

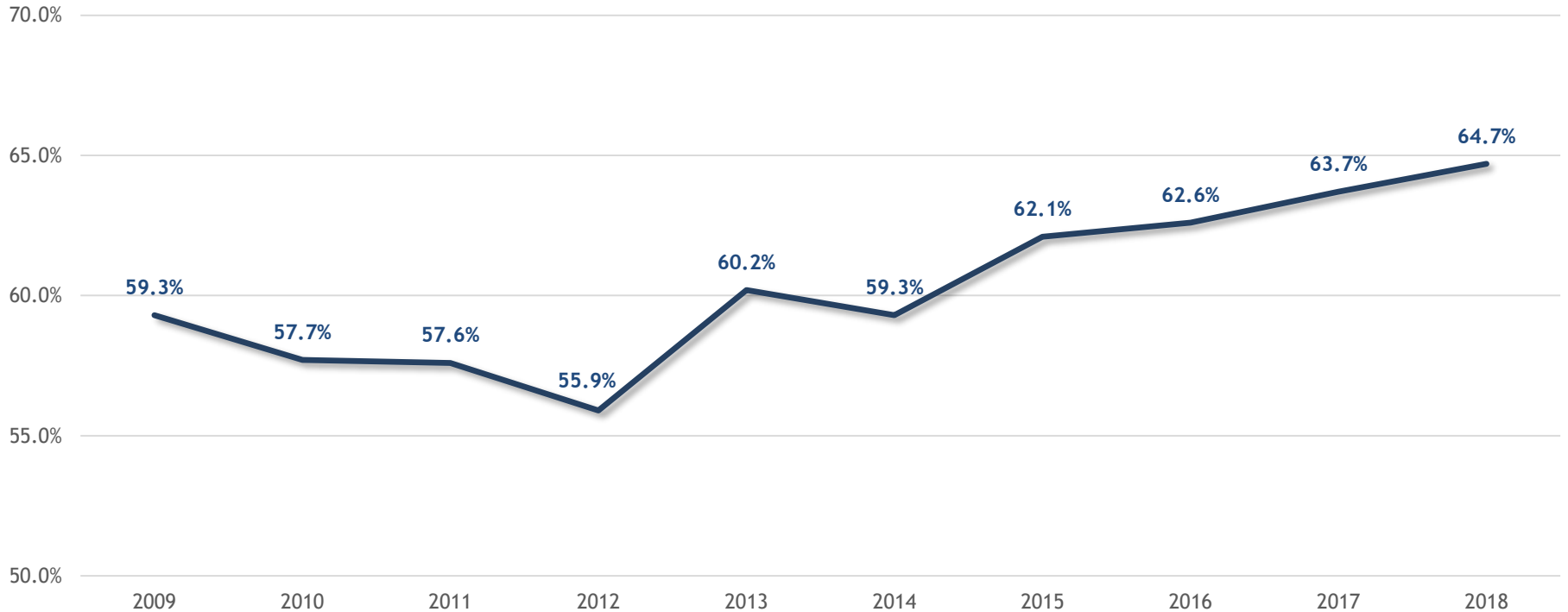


Source: Actuarial Valuation Reports

LASERS

LOUISIANA STATE EMPLOYEES' RETIREMENT SYSTEM

Funded Ratio

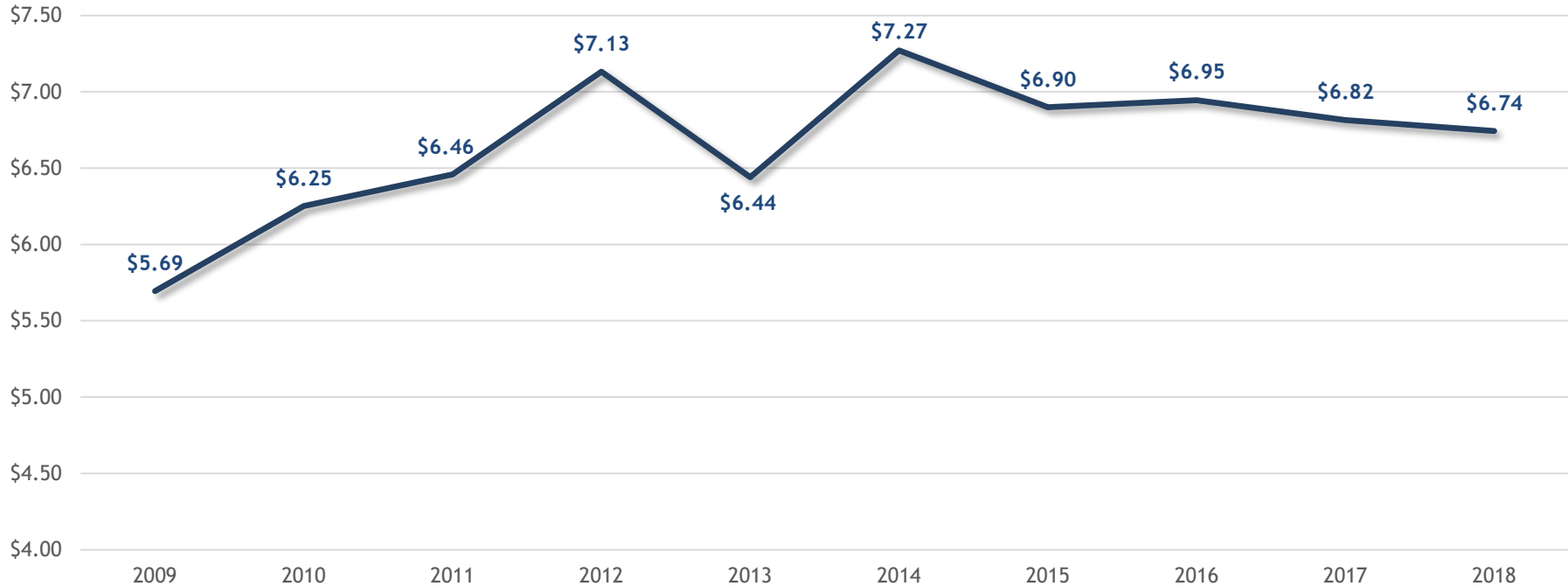


Source: Actuarial Valuation Reports

LASERS

LOUISIANA STATE EMPLOYEES' RETIREMENT SYSTEM

Unfunded Accrued Liability (in Billions)



Source: Actuarial Valuation Reports

LASERS

LOUISIANA STATE EMPLOYEES' RETIREMENT SYSTEM

FY20 Personnel/Budget Ratio

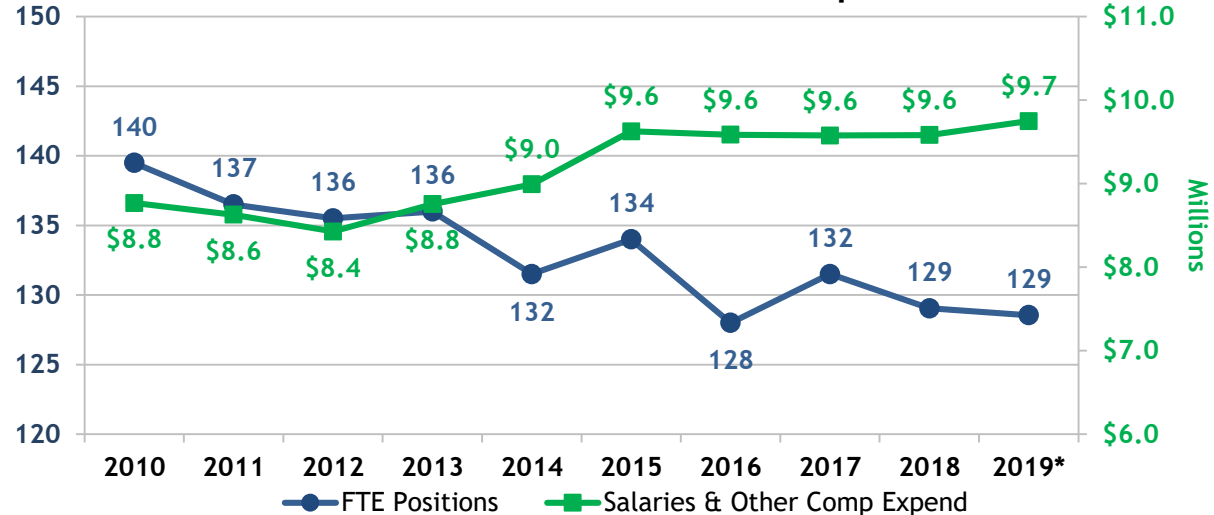
\$10.5 M	Salaries and Other Comp.
+ \$ 5.4 M	Related Benefits
<hr/>	
= \$15.9 M	Total Personnel Services

78.5% of operating expenditures
(excluding Investment Management Fees)

Authorized Positions

- 137 positions recommended for FY20
- 11 vacancies reported in budget request.

10 Year FTE Positions/Salaries Expended



Source: Department of Civil Service, Statewide Reports

*Existing Budget as of 11/30/2018

Contact	Title	Phone Number
Ms. Cindy Rougeou	Executive Director	225.922.0604
Ms. Maris LeBlanc	Deputy Director and Chief Operating Officer	225.922.2644
Mr. Trey Boudreaux	Assistant Director and Chief Administrative Officer	225.922.2836

Agency Overview



The mission of TRSL is to manage the Teachers' Retirement System of Louisiana in a manner that creates the highest degree of confidence in our integrity, efficiency, fairness, and financial responsibility.

Plan Description and Membership

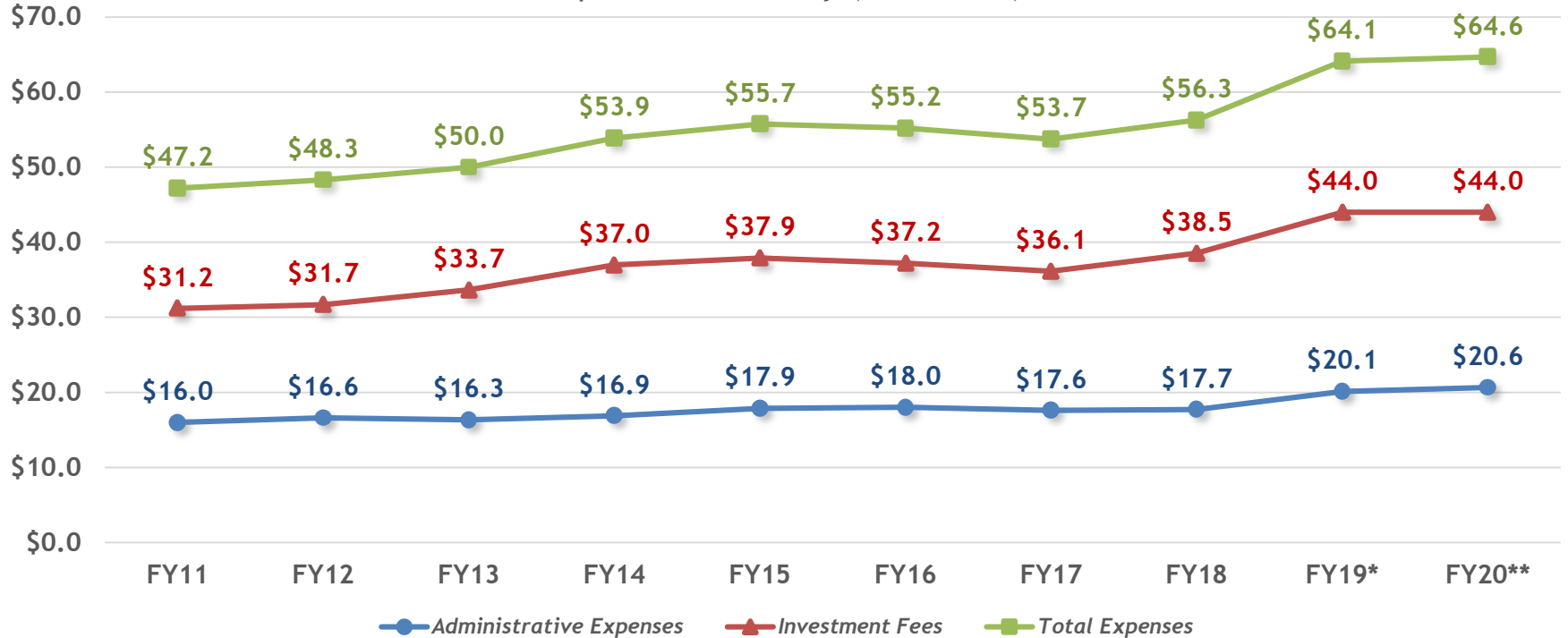
Teachers' Retirement System of Louisiana (TRSL) is the administrator of a cost-sharing defined benefit pension plan. The plan provides retirement, disability, and survivor benefits to employees who meet the legal definition of a "teacher" as provided for in LA R.S. 11:701.

Total Members	2016	2017	2018
Active Members	84,068	84,228	85,045
Regular Retirees	64,593	65,749	66,760
Disability Retirees	4,238	4,280	4,248
Survivors	6,997	7,229	7,415
DROP Participants	2,504	2,478	2,420
Vested and Reciprocals	6,687	6,941	7,211
Subtotal Active and Vested Inactive Members	169,087	170,905	173,099
Inactive Non-Vested (Due Refunds)	19,842	20,980	22,364
Total Members	188,929	191,885	195,463

TRSL

TEACHERS' RETIREMENT SYSTEM OF LOUISIANA

Expenditure History (in Millions)



*Existing Operating Budget as of 12/1/18

**Proposed FY20 Budget.

TRSL

TEACHERS' RETIREMENT SYSTEM OF LOUISIANA

Expenditure	FY 17-18 Prior Year Actual Expenditures	FY 18-19 Existing Operating Budget	FY 19-20 Proposed Budget	\$ Change from Existing	% Change from Existing	\$ Change from Actuals	% Change from Actuals
Salaries	\$9,424,383	\$10,515,000	\$10,766,769	\$251,769	2.4%	\$1,342,386	14.2%
Other Compensation	\$298,086	\$191,000	\$191,000	\$0	0.0%	(\$107,086)	(35.9%)
Related Benefits	\$4,606,362	\$5,342,000	\$5,609,183	\$267,183	5.0%	\$1,002,821	21.8%
Travel	\$66,604	\$109,000	\$109,000	\$0	0.0%	\$42,396	63.7%
Operating Services	\$2,154,595	\$2,450,000	\$2,515,000	\$65,000	2.7%	\$360,405	16.7%
Supplies	\$44,182	\$80,000	\$70,000	(\$10,000)	(12.5%)	\$25,818	58.4%
Professional Services	\$789,966	\$990,000	\$959,000	(\$31,000)	(3.1%)	\$169,034	21.4%
Other Charges	\$75,639	\$86,000	\$86,000	\$0	0.0%	\$10,361	13.7%
Acq/Major Repairs	\$267,927	\$360,000	\$340,000	(\$20,000)	(5.6%)	\$72,073	26.9%
Total Admin. Expenditures	\$17,727,744	\$20,123,000	\$20,645,952	\$522,952	2.6%	\$2,918,208	16.5%
Investment Management Fees*	\$38,530,790	\$44,000,000	\$44,000,000	\$0	0.0%	\$5,469,210	14.2%
Total Expenditures	\$56,258,534	\$64,123,000	\$64,645,952	\$522,952	0.8%	\$8,387,418	14.9%

*Note: Investment Management Fees do not include expenses associated with Alternative Investments or Securities Lending activities due to their unique payment terms. Further information on these expenses may be found in the system Comprehensive Annual Financial Report.

Significant Adjustments

\$518,952 - Personal Services (Salaries & Related Benefits)

- \$251,769 increase due to market rate adjustments for classified and unclassified staff.
- \$267,183 increase for related benefits adjustments, mainly due to employer retirement contributions and health insurance.

\$65,000 - Operating Services

- \$136,808 increases primarily due to insurance for cyber insurance, printing costs, and equipment/computer maintenance.
- **(\$71,808)** decrease primarily due to reduced bank charges, postage costs due to board elections, and equipment rentals.

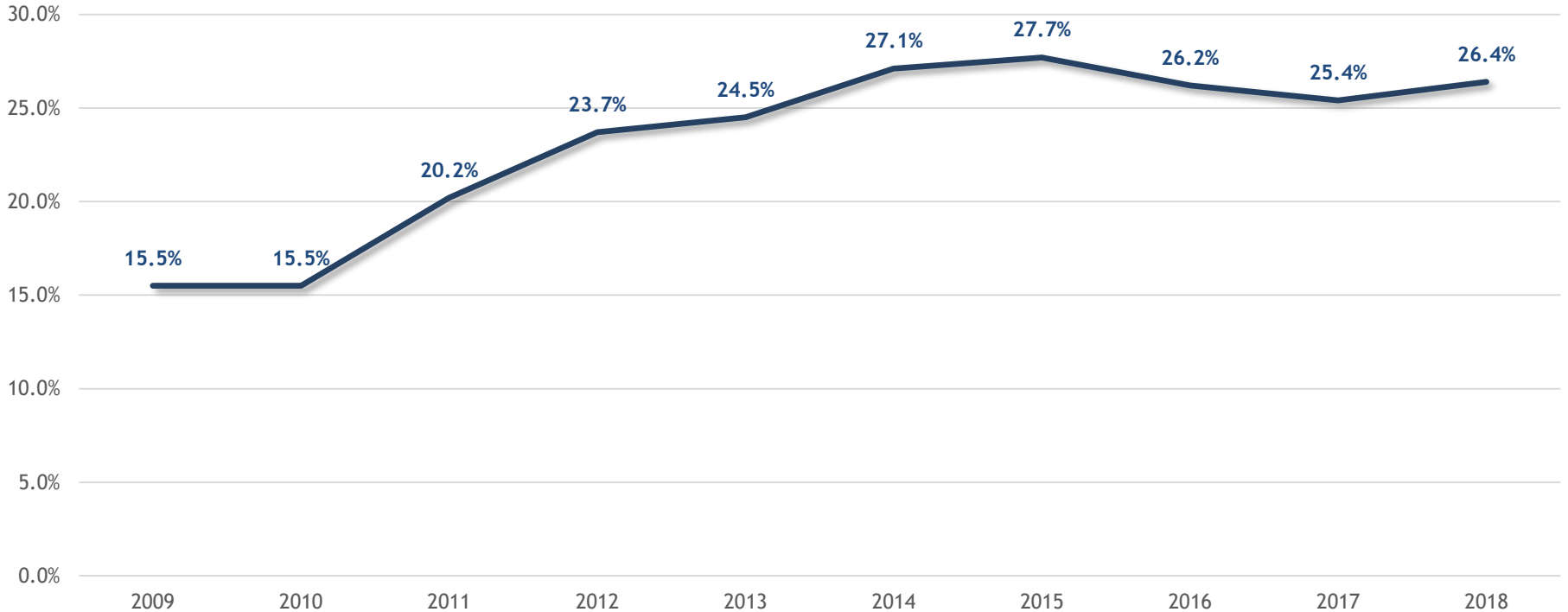
(\$31,000) - Professional Services

- \$31,341 increases in management and consulting services, and other professional services.
- **(\$62,341)** decrease primarily due to actuarial contract reductions based on anticipated needs and prior year actuals.

(\$20,000) - Acquisitions

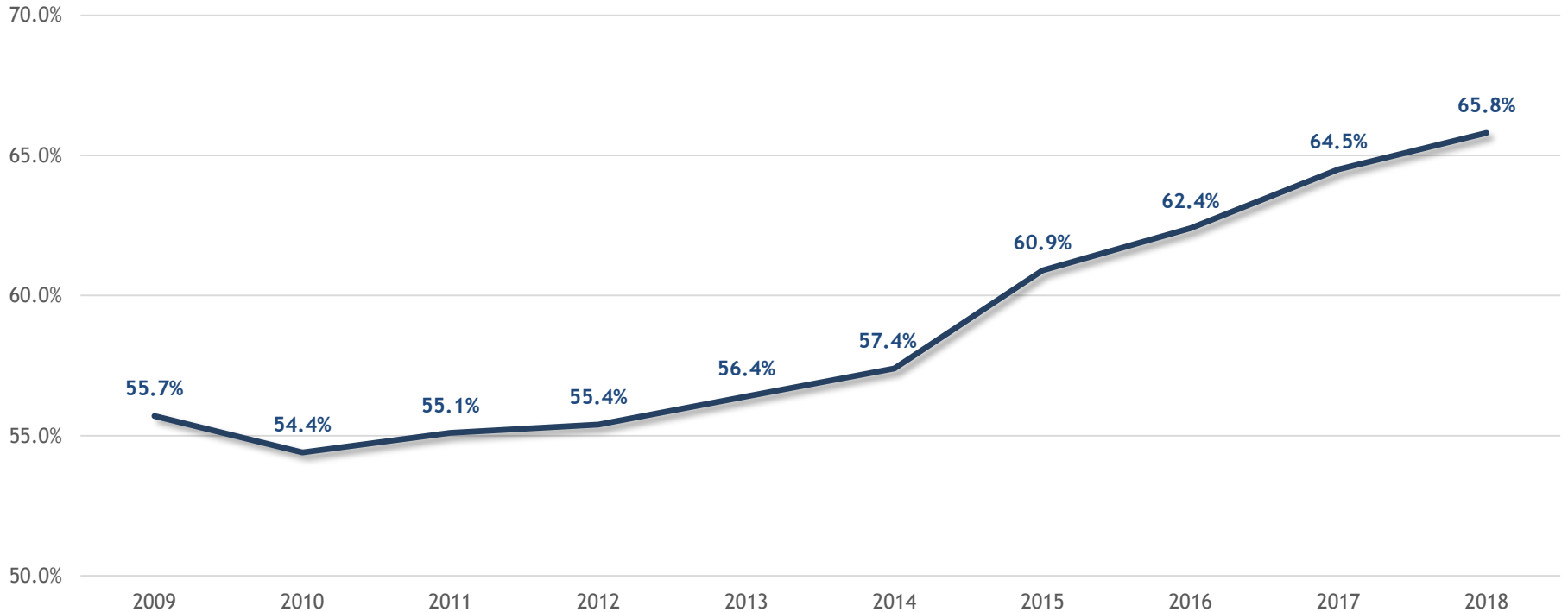
- **(\$20,000)** decrease in acquisitions due non-recurring one-time purchases of imaging scanner and phone upgrades.

Employer Contribution Rates (Aggregate)



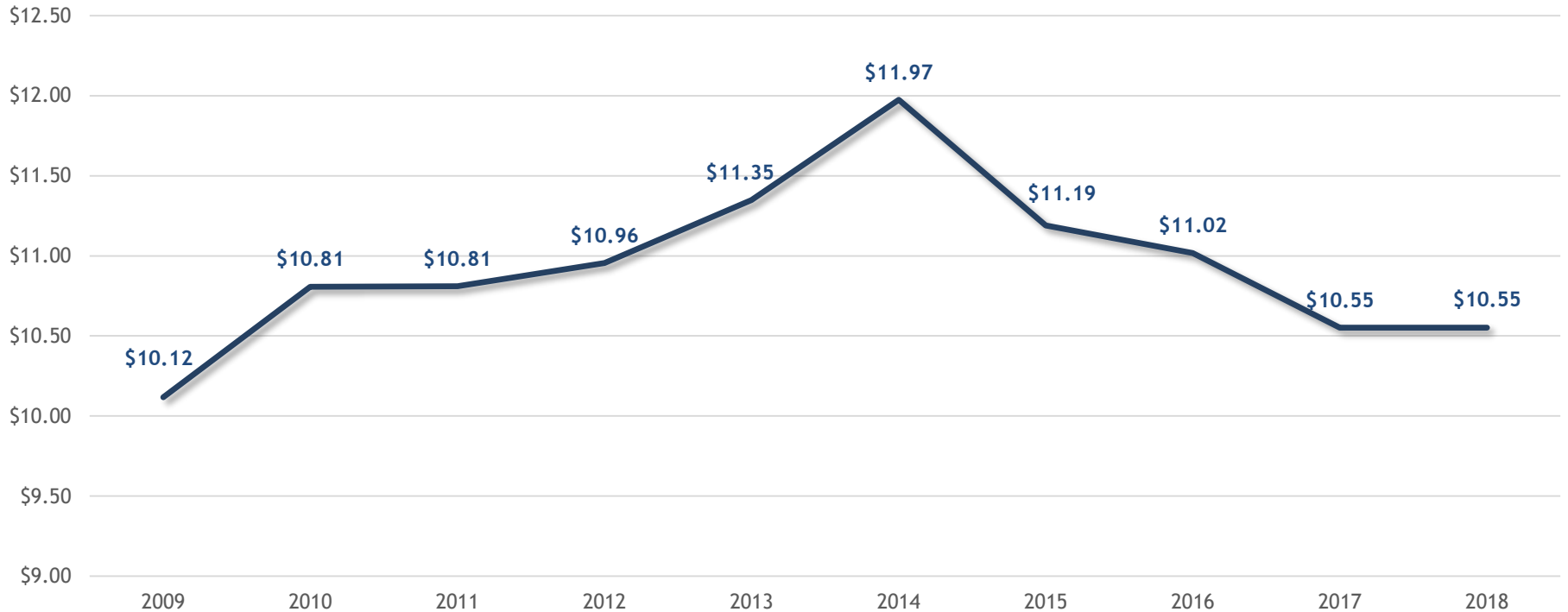
Source: Actuarial Valuation Reports

Funded Ratio



Source: Actuarial Valuation Reports

Unfunded Accrued Liability (in Billions)



Source: Actuarial Valuation Reports

FY20 Personnel/Budget Ratio

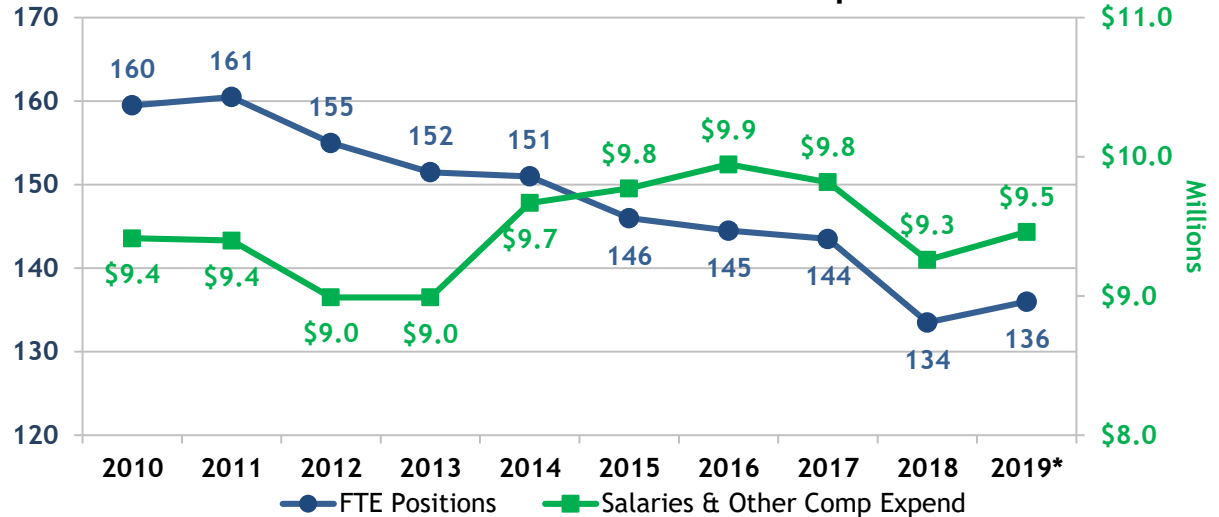
\$11.0 M	Salaries and Other Comp.
+ \$ 5.6 M	Related Benefits
<hr/>	
= \$16.6 M	Total Personnel Services

80.2% of operating expenditures
(excluding Investment Management Fees)

Authorized Positions

- 153 positions recommended for FY20
- 20 vacancies reported in budget request.

10 Year FTE Positions/Salaries Expended



Source: Department of Civil Service, Statewide Reports

*Existing Budget as of 11/30/2018

Contact	Title	Phone Number
Ms. Dana Vicknair	Director	225.925.6530
Ms. Katherine Whitney	Deputy Director	225.925.6119
Mr. Jeff LaCour	Assistant Director of Operations	225.925.6465

Agency Overview

Plan Description and Membership

Louisiana School Employees' Retirement System (LSERS) is the administrator of a cost-sharing defined benefit pension plan. The plan provides retirement, disability, and survivor benefits to school employees as defined in LA R.S. 11:1002.

Total Members	2016	2017	2018
Active Members	12,075	12,055	12,033
Retirees and Survivors	13,148	13,354	13,482
DROP Participants	676	622	631
Terminated Due Deferred Benefits	275	311	339
Terminated Due Refunds	3,898	4,268	4,475
Total Members	30,072	30,610	30,960

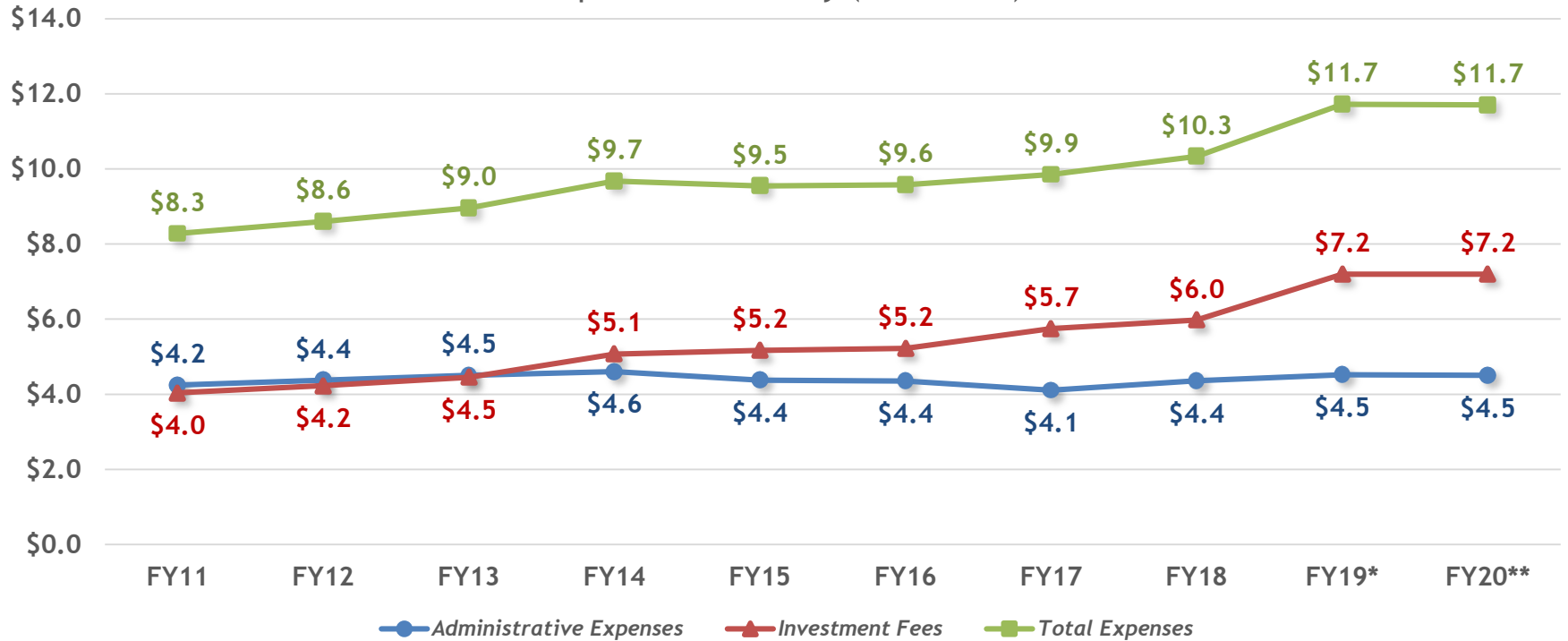


The mission of LSERS is to enhance the financial security and quality of life for LSERS' members and their families by offering professional and courteous service and maintaining an accountable and sound retirement program that provides comprehensive retirement benefits through prudent management and successful investment of LSERS' assets.

LSERS

LOUISIANA SCHOOL EMPLOYEES' RETIREMENT SYSTEM

Expenditure History (in Millions)



*Existing Operating Budget as of 12/1/18

**Proposed FY20 Budget.

LSERS

LOUISIANA SCHOOL EMPLOYEES' RETIREMENT SYSTEM

Expenditure	FY 17-18 Prior Year Actual Expenditures	FY 18-19 Existing Operating Budget	FY 19-20 Proposed Budget	\$ Change from Existing	% Change from Existing	\$ Change from Actuals	% Change from Actuals
Salaries	\$2,052,542	\$2,136,432	\$2,130,057	(\$6,375)	(0.3%)	\$77,515	3.8%
Other Compensation	\$12,867	\$77,155	\$67,961	(\$9,194)	(11.9%)	\$55,094	428.2%
Related Benefits	\$1,115,820	\$1,128,126	\$1,141,209	\$13,083	1.2%	\$25,389	2.3%
Travel	\$59,143	\$81,890	\$81,482	(\$408)	(0.5%)	\$22,339	37.8%
Operating Services	\$597,830	\$686,990	\$630,257	(\$56,733)	(8.3%)	\$32,427	5.4%
Supplies	\$0	\$0	\$0	\$0	0.0%	\$0	0.0%
Professional Services	\$247,908	\$312,090	\$310,950	(\$1,140)	(0.4%)	\$63,042	25.4%
Other Charges	\$0	\$0	\$0	\$0	0.0%	\$0	0.0%
Acq/Major Repairs	\$273,512	\$99,573	\$141,250	\$41,677	41.9%	(\$132,262)	(48.4%)
Total Admin. Expenditures	\$4,359,622	\$4,522,256	\$4,503,166	(\$19,090)	(0.4%)	\$143,544	3.3%
Investment Management Fees*	\$5,973,279	\$7,200,000	\$7,200,000	\$0	0.0%	\$1,226,721	20.5%
Total Expenditures	\$10,332,901	\$11,722,256	\$11,703,166	(\$19,090)	(0.2%)	\$1,370,265	13.3%

*Note: Investment Management Fees do not include expenses associated with Alternative Investments or Securities Lending activities due to their unique payment terms. Further information on these expenses may be found in the system Comprehensive Annual Financial Report.

Significant Adjustments

(\$2,486) - Personal Services (Salaries & Related Benefits)

- **(\$6,375)** decrease due to the elimination of one vacant position, partially offset by market rate adjustments.
- **(\$9,194)** reduction for other compensation, including overtime and student labor.
- \$13,083 increase for related benefits adjustments, primarily due to LSERS rate increases.

(\$57,141) - Operating Services

- **(\$19,336)** decrease in property maintenance.
- **(\$10,971)** decrease in equipment/software maintenance due to a reclassification as computer acquisitions.
- **(\$26,426)** net decrease due to reductions in computer software expenses, postage, and other operating services expenses.

(\$1,140) - Professional Services

- **(\$1,140)** net decrease, primarily due to reduction of projected legal expenses and increased medical fees.

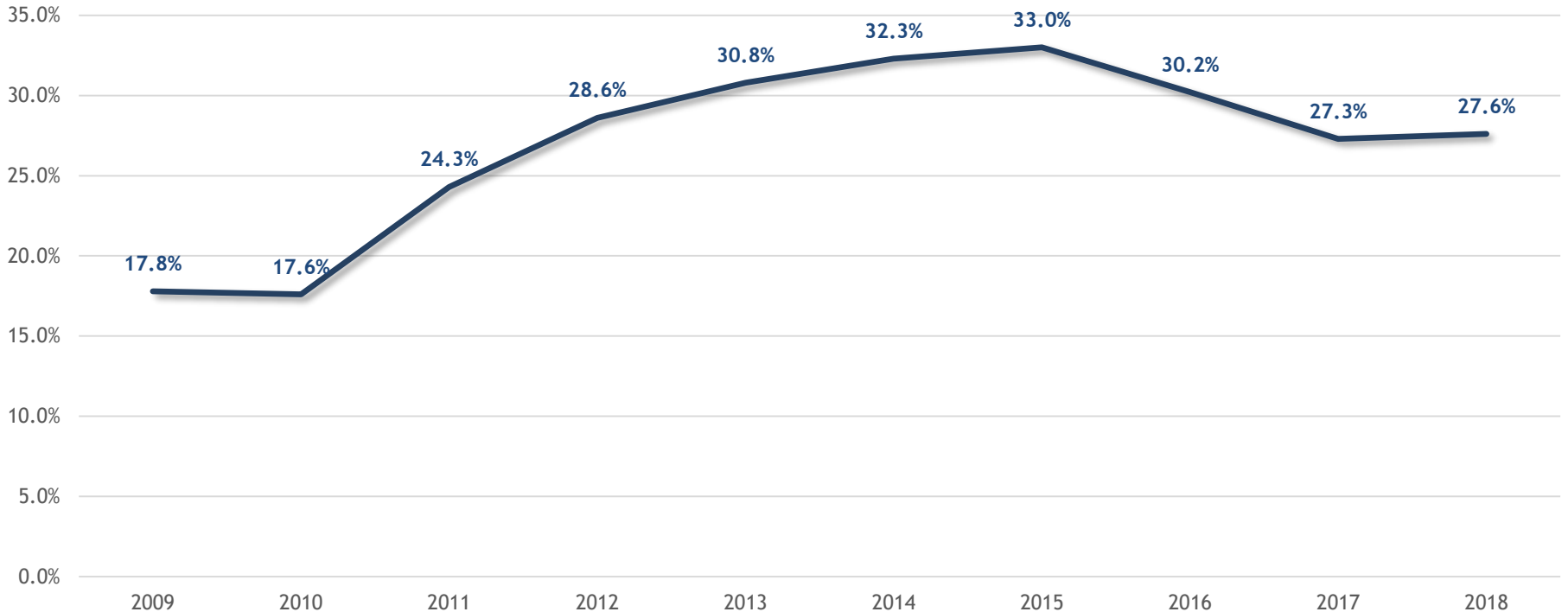
\$41,677 - Acquisitions

- \$41,677 increase due to reclassification of computer acquisitions and a project to replace the 2nd floor carpet.

LSERS

LOUISIANA SCHOOL EMPLOYEES' RETIREMENT SYSTEM

Employer Contribution Rates

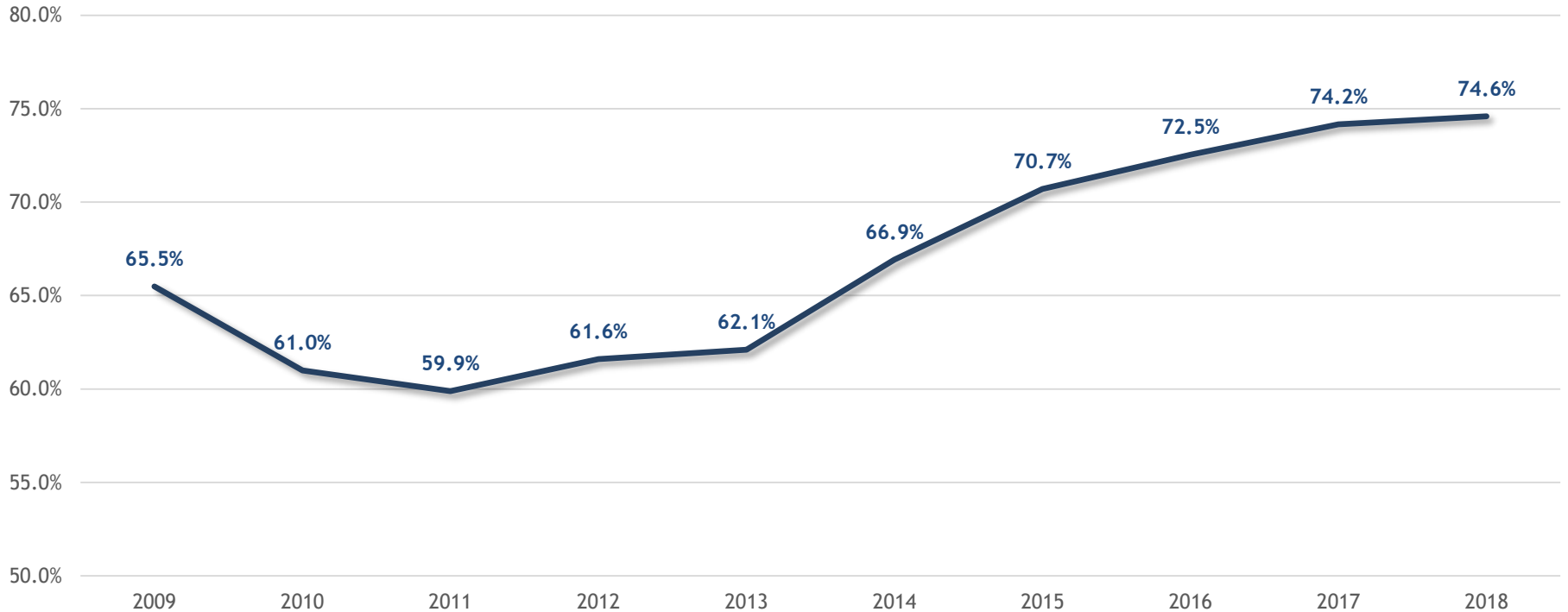


Source: Actuarial Valuation Reports

LSERS

LOUISIANA SCHOOL EMPLOYEES' RETIREMENT SYSTEM

Funded Ratio

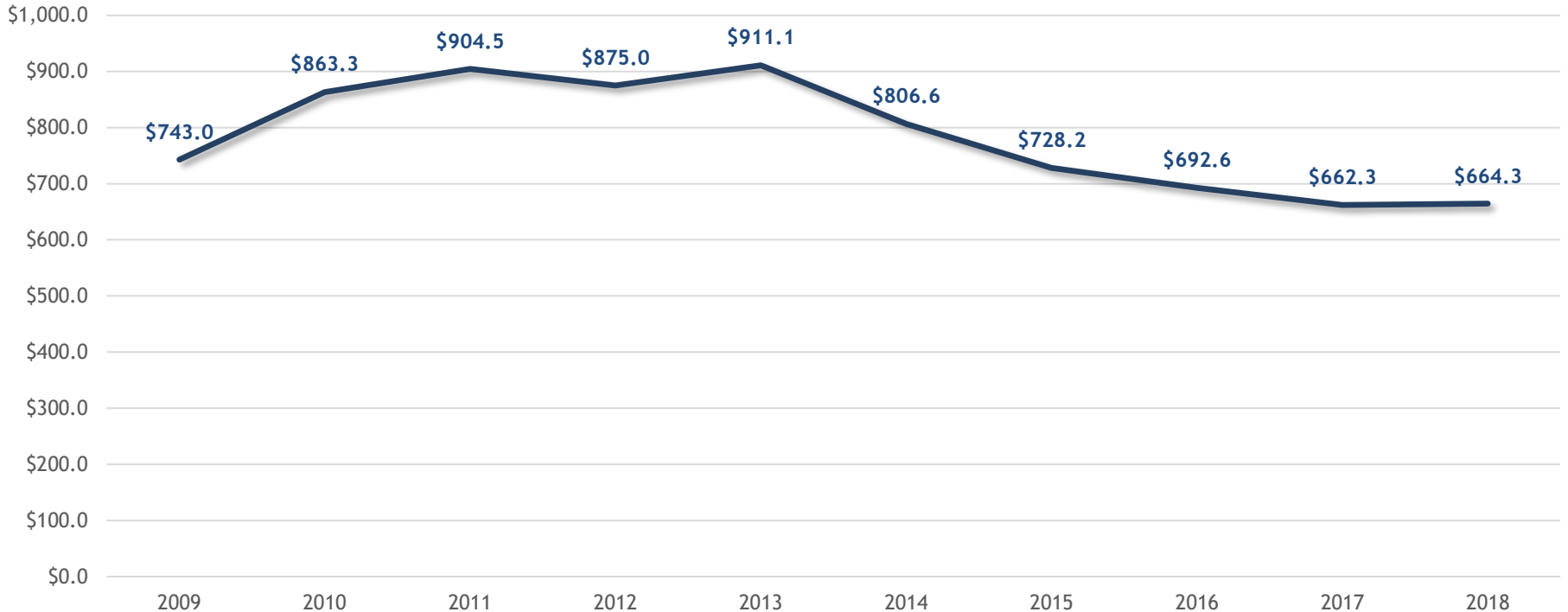


Source: Actuarial Valuation Reports

LSERS

LOUISIANA SCHOOL EMPLOYEES' RETIREMENT SYSTEM

Unfunded Accrued Liability (in Millions)



Source: Actuarial Valuation Reports

LSERS

LOUISIANA SCHOOL EMPLOYEES' RETIREMENT SYSTEM

FY20 Personnel/Budget Ratio

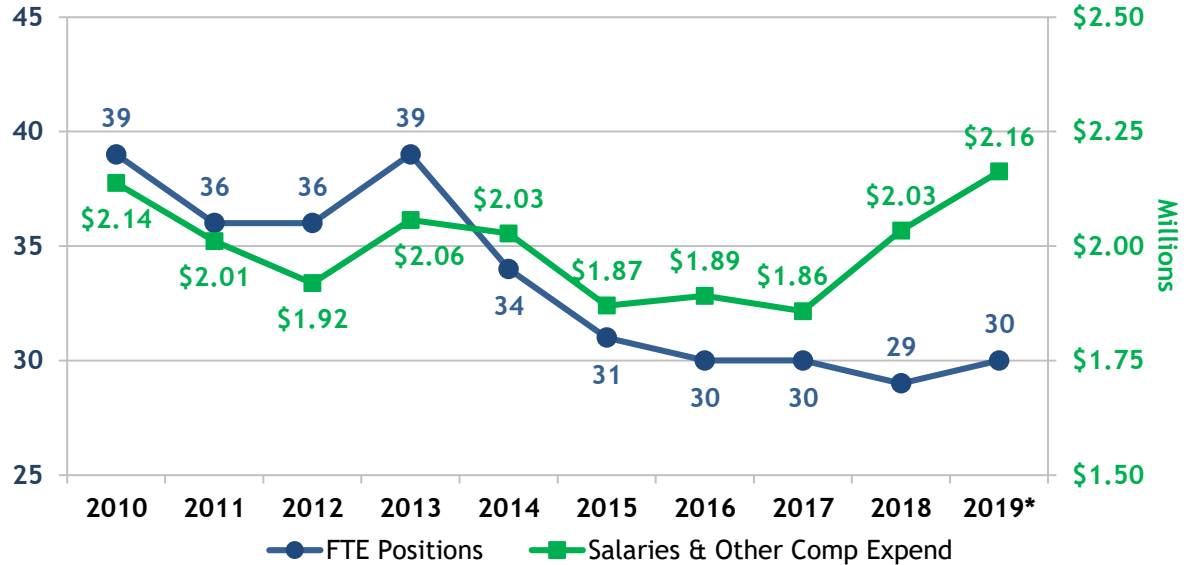
\$2.2	M	Salaries and Other Comp.
+ \$1.1	M	Related Benefits
<hr/>		
= \$3.3	M	Total Personnel Services

74.2% of operating expenditures
(excluding Investment Management Fees)

Authorized Positions

- 30 positions recommended for FY20
- 1 position eliminated

10 Year FTE Positions/Salaries Expended



Source: Department of Civil Service, Statewide Reports

*Existing Budget as of 11/30/2018

Contact	Title	Phone Number
Mr. Charles Bujol	Executive Director	225.925.6484
Ms. Chenfei Zhou	Assistant Director	225.925.6492

Agency Overview

Plan Description and Membership



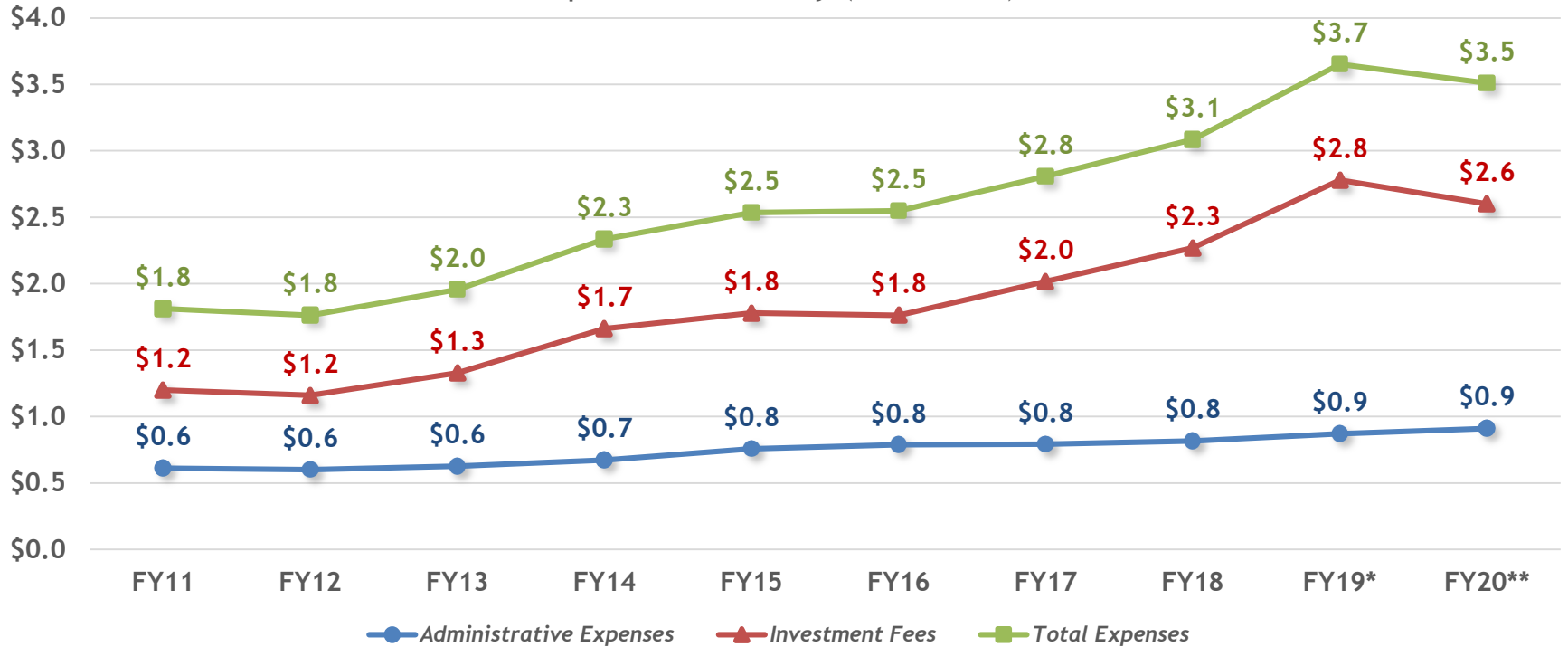
Louisiana State Police Retirement System (LSPRS) administers a single employer defined benefit pension plan to provide retirement, disability, and survivor benefits to commissioned law enforcement officers of the Office of State Police and the Superintendent of State Police and their beneficiaries as defined in LA R.S. 11:1305.

Total Members	2016	2017	2018
Active Members	1,041	1,071	1,129
Retirees and Survivors	1,220	1,155	1,174
DROP Participants	-	-	-
Terminated Due Deferred Benefits	41	43	44
Terminated Due Refunds	N/A	139	169
Total Members	2,302	2,408	2,516

LSPRS

LOUISIANA STATE POLICE RETIREMENT SYSTEM

Expenditure History (in Millions)



*Existing Operating Budget as of 12/1/18

**Proposed FY20 Budget.

LSPRS

LOUISIANA STATE POLICE RETIREMENT SYSTEM

Expenditure	FY 17-18 Prior Year Actual Expenditures	FY 18-19 Existing Operating Budget	FY 19-20 Proposed Budget	\$ Change from Existing	% Change from Existing	\$ Change from Actuals	% Change from Actuals
Salaries	\$314,040	\$320,000	\$340,000	\$20,000	6.3%	\$25,960	8.3%
Other Compensation	\$3,262	\$3,500	\$3,500	\$0	0.0%	\$238	7.3%
Related Benefits	\$166,589	\$160,000	\$170,000	\$10,000	6.3%	\$3,411	2.0%
Travel	\$9,012	\$12,000	\$12,000	\$0	0.0%	\$2,988	0.0%
Operating Services	\$58,147	\$70,000	\$70,000	\$0	0.0%	\$11,853	20.4%
Supplies	\$6,629	\$10,000	\$10,000	\$0	0.0%	\$3,371	0.0%
Professional Services	\$259,006	\$289,000	\$299,000	\$10,000	3.5%	\$39,994	15.4%
Other Charges	\$0	\$0	\$0	\$0	0.0%	\$0	0.0%
Acq/Major Repairs	\$0	\$6,000	\$6,000	\$0	0.0%	\$6,000	0.0%
Total Admin. Expenditures	\$816,685	\$870,500	\$910,500	\$40,000	4.6%	\$93,815	11.5%
Investment Management Fees*	\$2,268,943	\$2,780,000	\$2,600,000	(\$180,000)	(6.5%)	\$331,057	14.6%
Total Expenditures	\$3,085,628	\$3,650,500	\$3,510,500	(\$140,000)	(3.8%)	\$424,872	13.8%

*Note: Investment Management Fees do not include expenses associated with Alternative Investments or Securities Lending activities due to their unique payment terms. Further information on these expenses may be found in the system Comprehensive Annual Financial Report.

Significant Adjustments

\$30,000 - Personal Services (Salaries & Related Benefits)

- \$20,000 increase for market rate adjustments and salary base adjustments.
- \$10,000 increase for related benefits adjustments, including retirement and insurance.

\$0 - Operating Services

- \$1,000 increase in copy machine rental expenses.
- **(\$1,500)** decrease in anticipated expenses related to the recruitment for the Executive Director.
- \$500 increase for “death audit” search now performed quarterly as opposed to biannually.

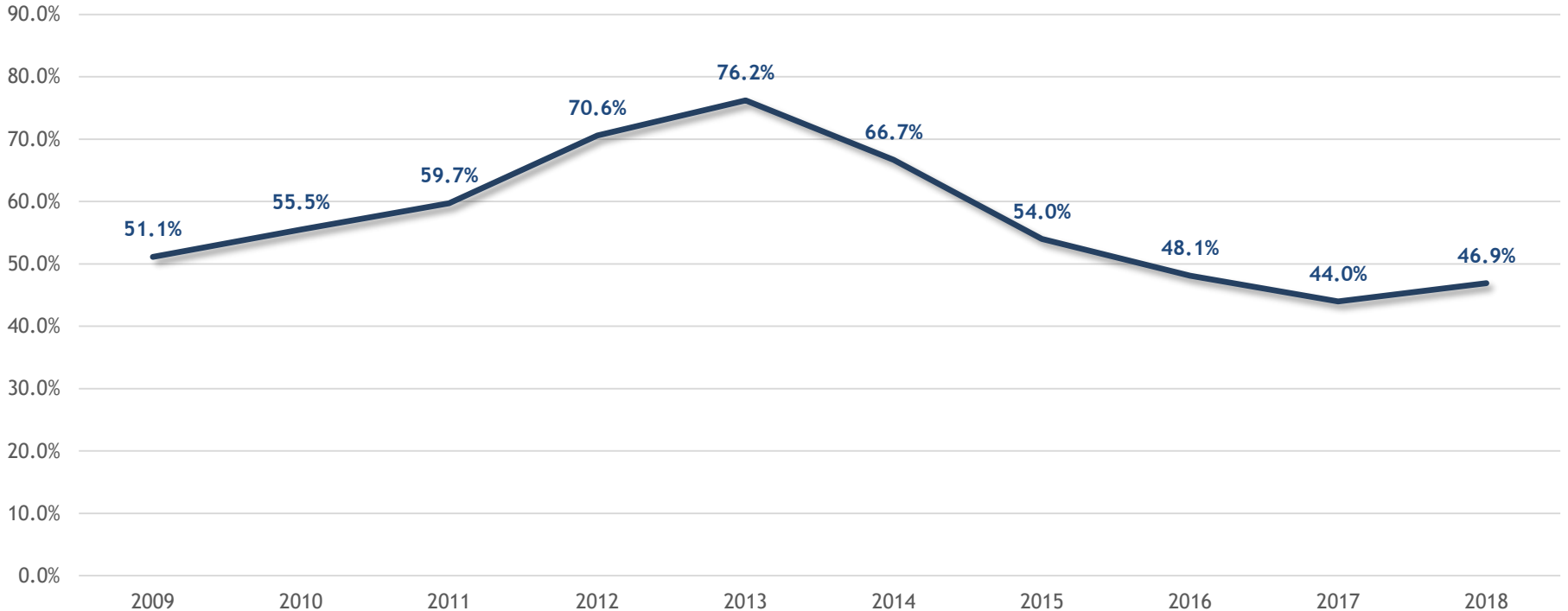
\$10,000 - Professional Services

- \$10,000 increase for investment consulting in advance of an anticipated fee increase.

(\$180,000) - Investment Management Fees

- **(\$180,000)** decrease to remove excess budget authority for investment management fees.

Employer Contribution Rates

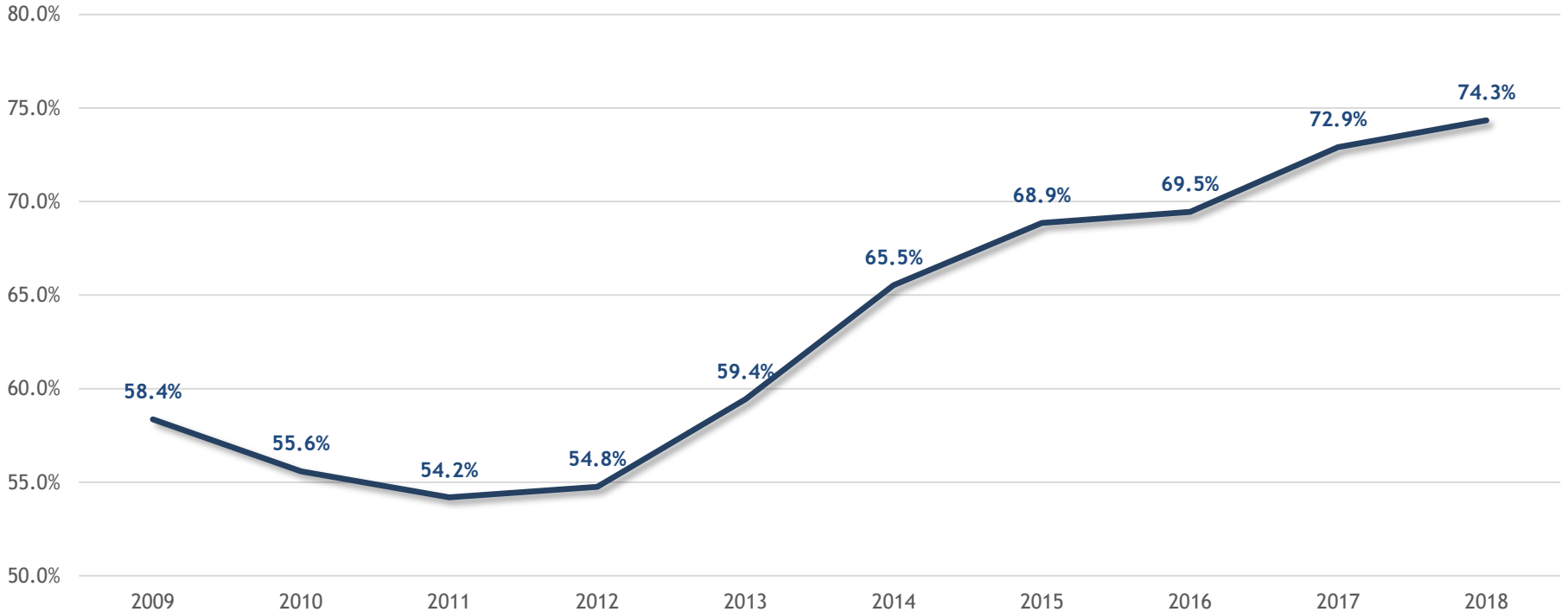


Source: Actuarial Valuation Reports

LSPRS

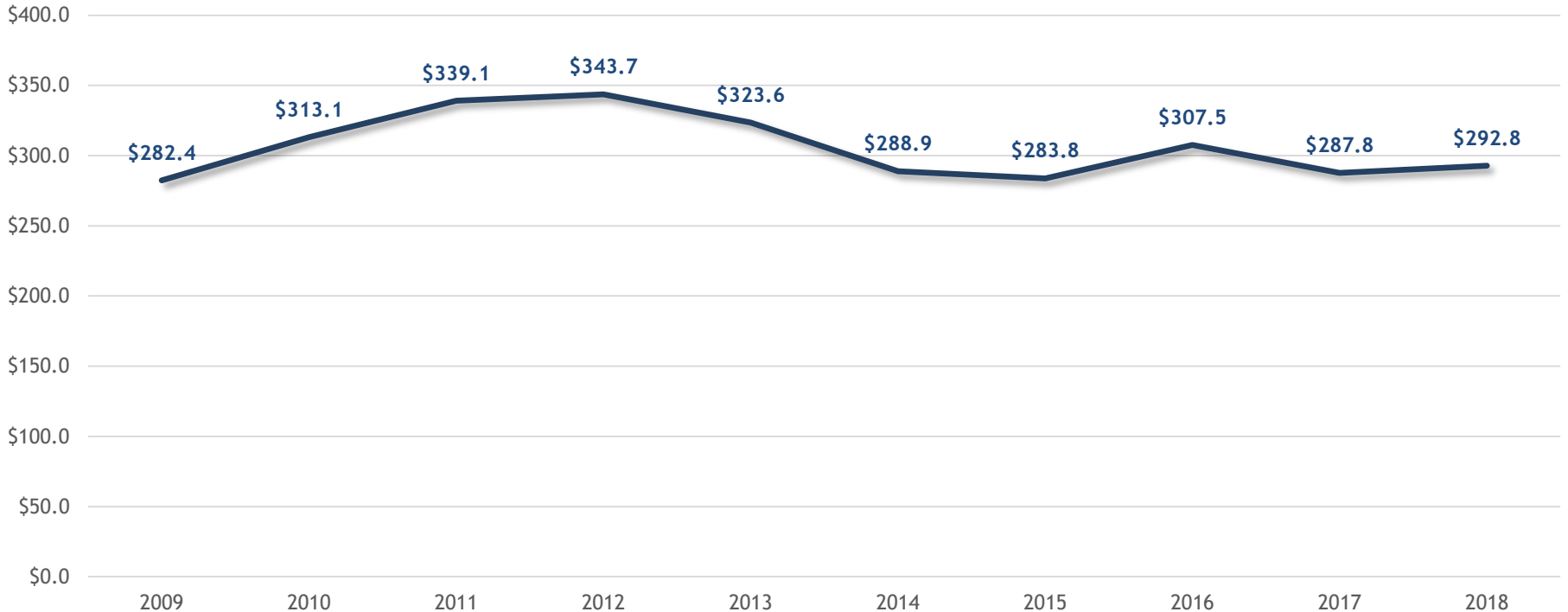
LOUISIANA STATE POLICE RETIREMENT SYSTEM

Funded Ratio



Source: Actuarial Valuation Reports

Unfunded Accrued Liability (in Millions)



Source: Actuarial Valuation Reports

LSPRS

LOUISIANA STATE POLICE RETIREMENT SYSTEM

FY20 Personnel/Budget Ratio

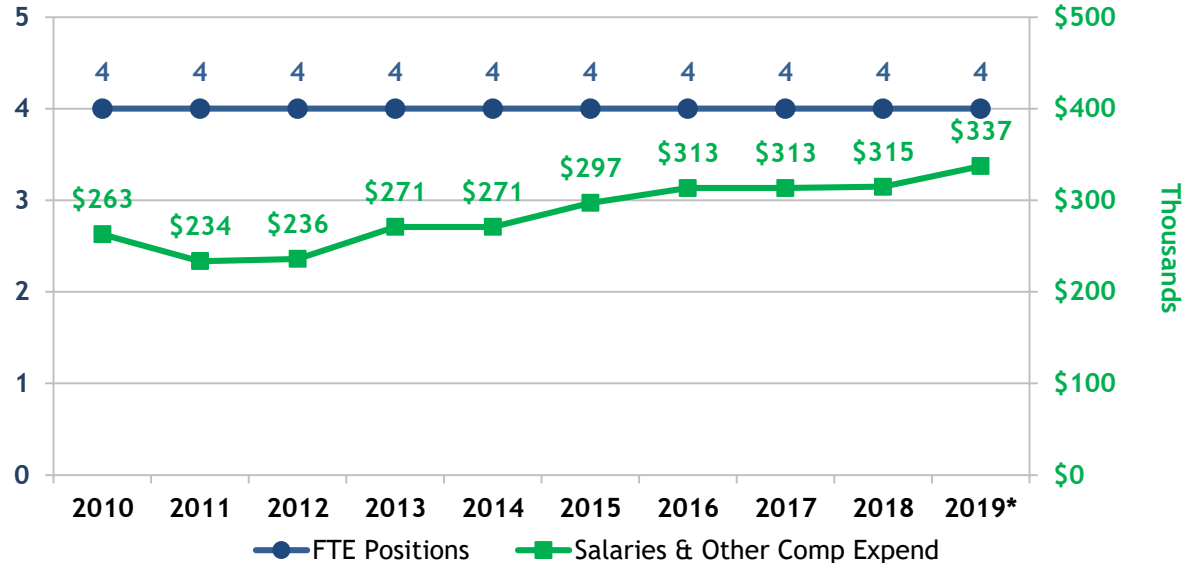
\$343.5 K Salaries and Other Comp.
 + \$170.0 K Related Benefits
 = \$513.5 K Total Personnel Services

56.4% of operating expenditures
 (excluding Investment Management Fees)

Authorized Positions

- 4 positions recommended for FY20
- No vacancies reported in budget request.

10 Year FTE Positions/Salaries Expended



Source: Department of Civil Service, Statewide Reports

*Existing Budget as of 11/30/2018

Contact	Title	Phone Number
Mr. Irwin Felps, Jr.	Executive Director	225.295.8400
Ms. Kimberly Gann	Assistant Director	225.295.8400